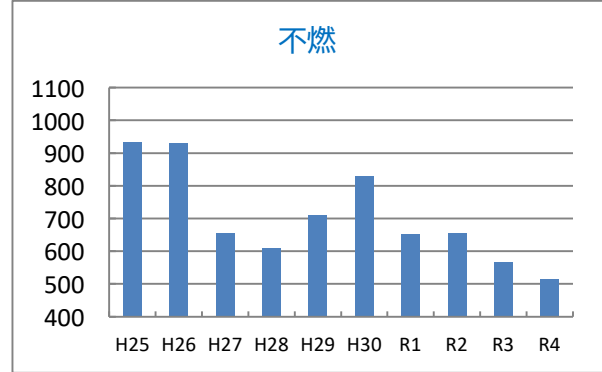
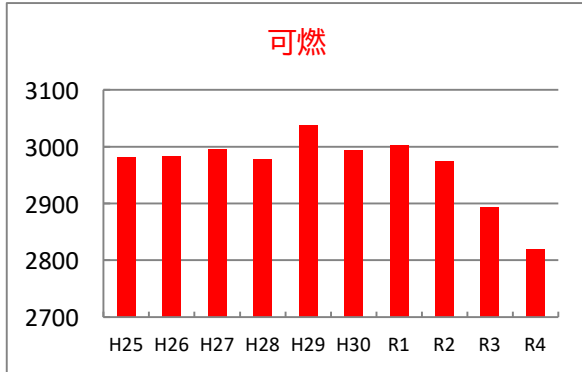


久御山町 家庭ごみの排出量推移 (平成25年度～令和4年度の10年間)

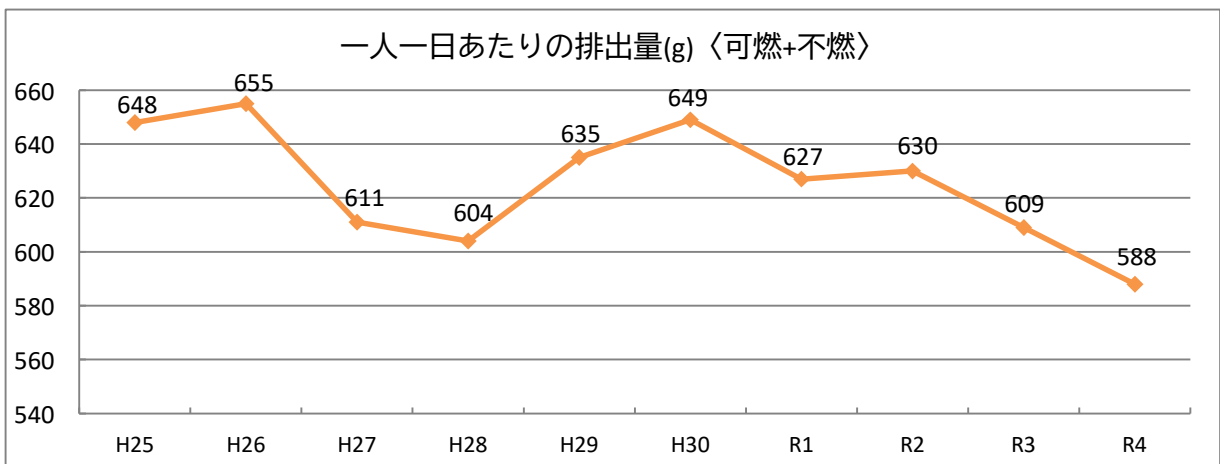
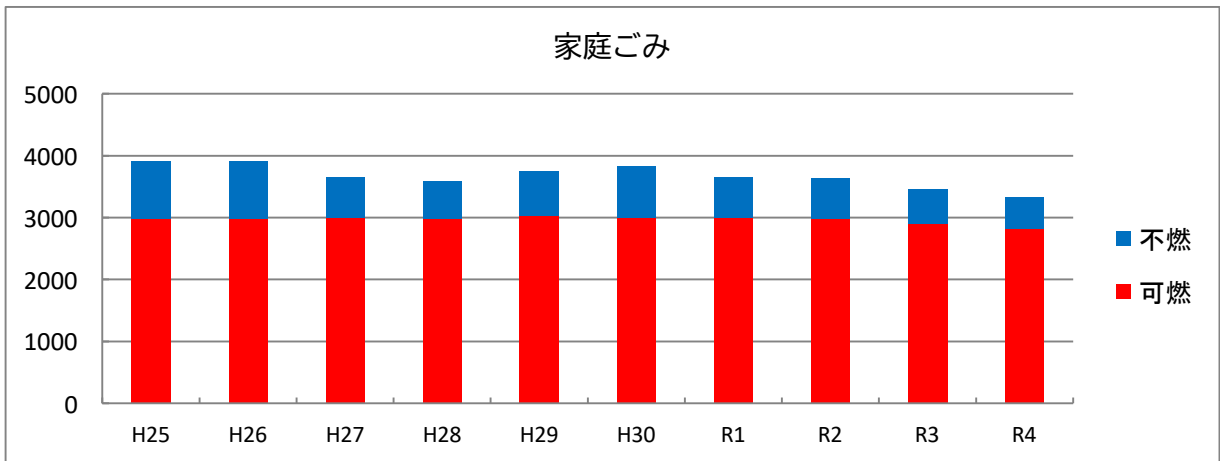
(単位：トン)

	H25	H26	H27	H28	H29	H30	R1	R2	R3	R4
可燃	2981	2982	2996	2978	3037	2993	3002	2973	2894	2818



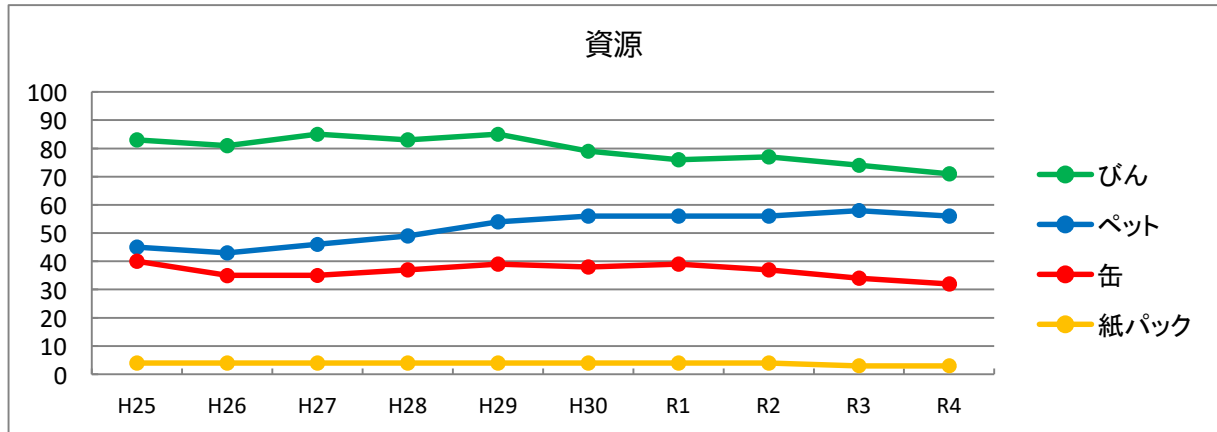
(単位：トン)

	H25	H26	H27	H28	H29	H30	R1	R2	R3	R4
不燃	933	929	655	610	710	829	652	655	566	513

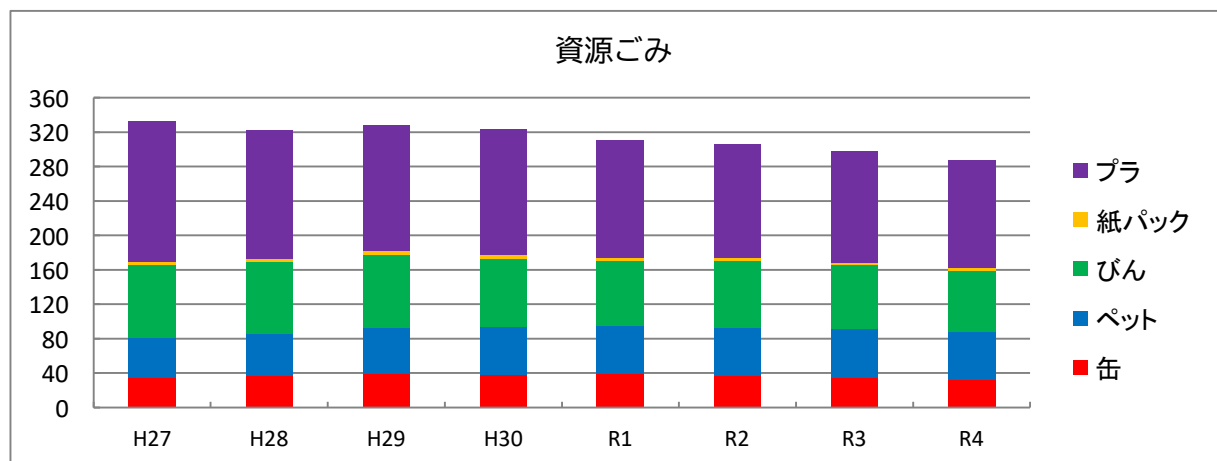
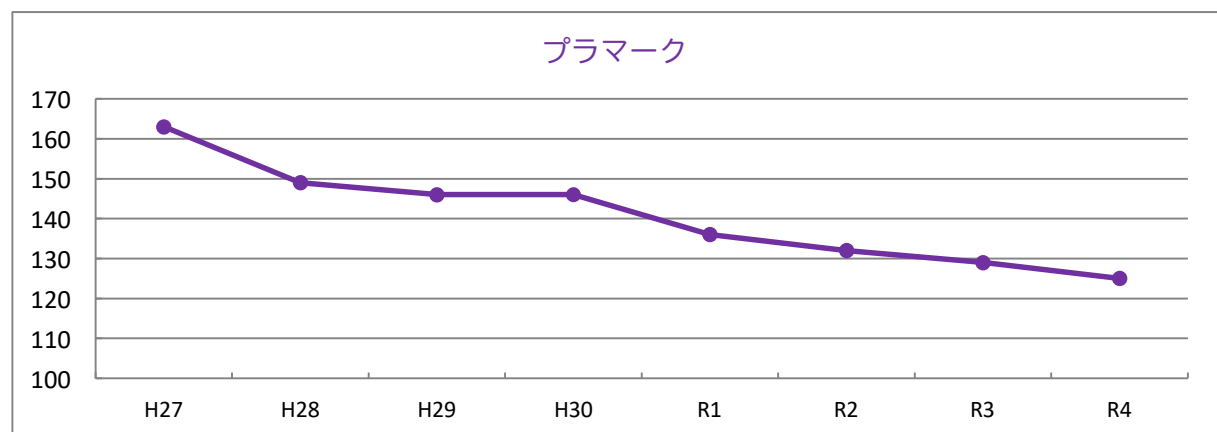


(単位：トン)

	H25	H26	H27	H28	H29	H30	R1	R2	R3	R4
缶	40	35	35	37	39	38	39	37	34	32
ペット	45	43	46	49	54	56	56	56	58	56
びん	83	81	85	83	85	79	76	77	74	71
紙パック	4	4	4	4	4	4	4	4	3	3



	H27	H28	H29	H30	R1	R2	R3	R4
プラマーク	163	149	146	146	136	132	129	125



(単位：台)

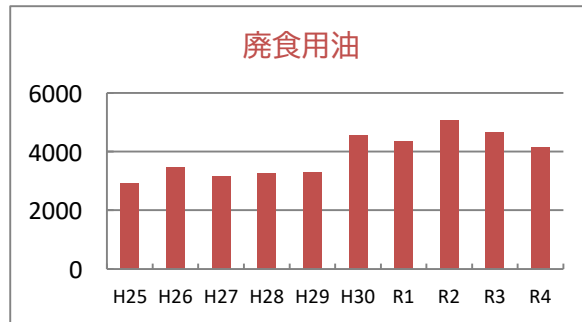
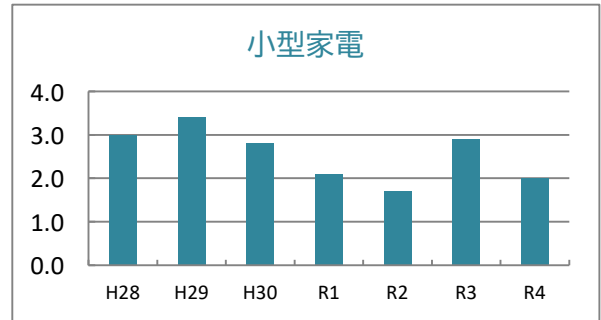
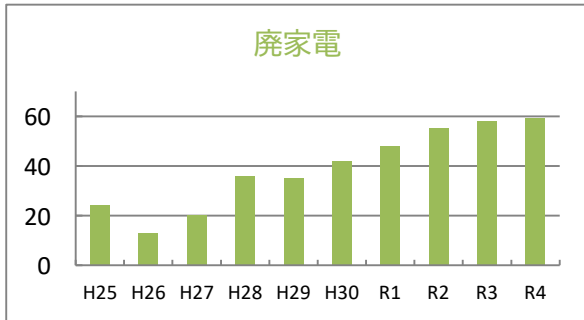
	H25	H26	H27	H28	H29	H30	R1	R2	R3	R4
廃家電	24	13	20	36	35	42	48	55	58	59

(単位：トン)

	H28	H29	H30	R1	R2	R3	R4
小型家電	3.0	3.4	2.8	2.1	1.7	2.9	2

(単位：リットル)

	H25	H26	H27	H28	H29	H30	R1	R2	R3	R4
廃食用油	2919	3457	3161	3245	3280	4539	4326	5051	4672	4143



(単位：Kg)

	H25	H26	H27	H28	H29	H30	R1	R2	R3	R4
乾電池	2710	2930	2950	2980	3120	3600	3340	3860	3290	2910
スプレー缶	2588	2745	2925	3208	3534	3952	4429	4690	4559	3850
ライター	143	173	189	205	237	247	269	242	247	310

